

GEO-Sense Footfall Headline Report

Newcastle-under-Lyme

March 2022

265,721

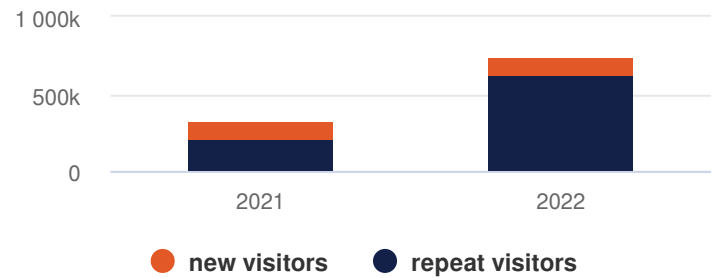
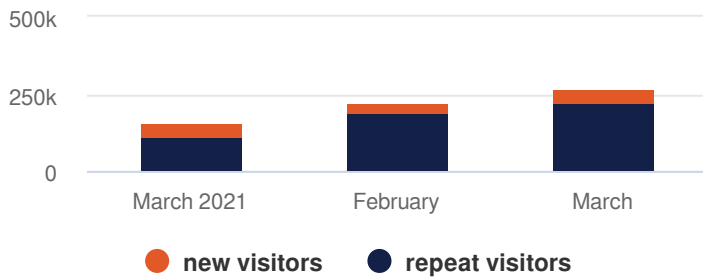
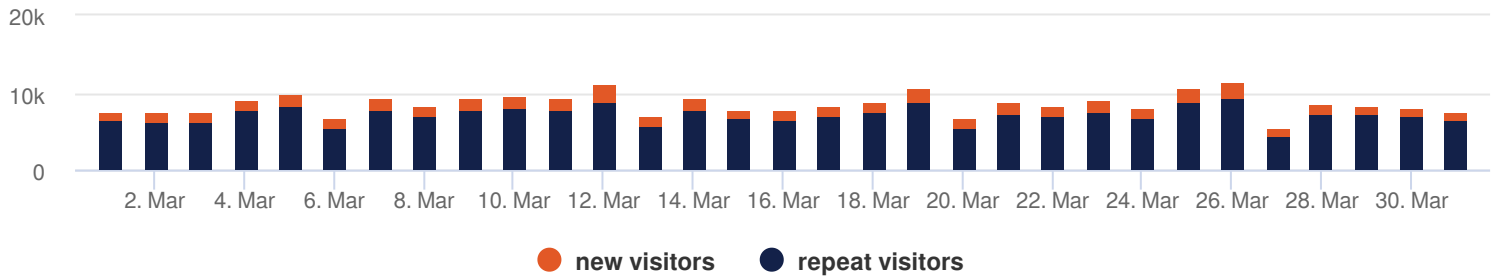
Total visits this period

Footfall is
19%
up based
on last
month

8,572

Average visitors per day

Overall footfall statistics



Headlines

- The change in footfall compared to the previous month is a **19%** increase
- The total number of visitors was **265,721** of which **223,231** (84%) have visited previously and **42,490** (16%) were new
- The average number of visitors per day has increase by **6%** based on the year to date average
- Footfall for the year to date has increased by **56%** (418,269) based on the same period last year
- The busiest zone during March was the **Hassle St / Stubbs St (4)** with **110,796** visitors, **42%** of the total venue visitors

Busiest Days

- The busiest day this month was **Saturday 26th** with **11,392**, **4%** of the total of which **2,113** (19%) were new visitors
- During this day the busiest time was between **14:00 and 15:00**
- Average Dwell for the day was **161** minutes

Intelli-Sense Analytics

powered by GEO-Sense

<https://proximityfutures.com>